




BREAKING THE PARASITE LIFECYCLE



HUNTING MICROSCOPIC CHAMELEON PARASITES



Parasite Attack Strategy

There are three places to break the parasite lifecycle.

1. **Destroy Adult Parasites** producing infectious organisms.
 - a. Good husbandry = healthy immune system = parasite death
 - b. Diagnosis of parasitic infection and medication
2. **Remove infectious material** delivery system - the feces
3. **Disrupt the return path**



Destroy Adult Parasites

Establish and Maintain Good Husbandry:

- Large enough cage for microclimates, gradients, and ample hiding
- keep temperatures within limits
- Verify proper hydration
- Make feeling of security a priority!

Do annual fecal test. Medicate for any parasites found

Remove Infectious Material

	Paper Towel	Action	
Towel 1	Dry	<ul style="list-style-type: none"> • Remove as much fecal matter as possible • Use soap/water if fecal material is dried • Remove puddles 	
Towel 2	Disinfectant	<ul style="list-style-type: none"> • Scrub area with disinfectant • Ideally, remove chameleon and let disinfectant sit 	
Towel 3	Water	<ul style="list-style-type: none"> • Ensure no fumes remain 	
Towel 4	Dry	<ul style="list-style-type: none"> • Leave the cage floor dry and with no fumes 	



Disrupt Return Path

- Contain feeders in feeder run cup
- Verify no escape possible
- No jumping or flying insects (Escape risk)
- Supervise feed time & remove feeders afterwards

This infographic is an excerpt from the Chameleon Academy Digital Course "Hunting Microscopic Chameleon Parasites" which is available at <https://chameleonacademy.com>